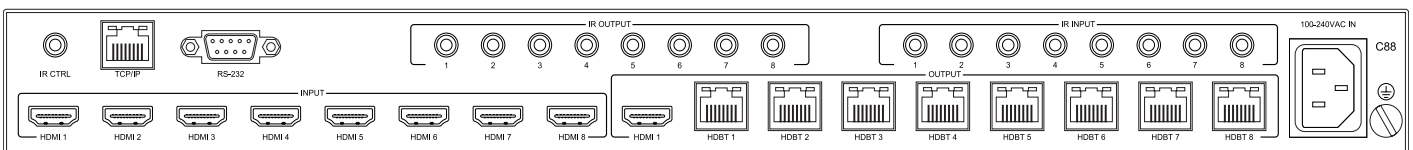



# C88

## Quick Reference Guide




## Introduction

Our Contractor 8x8 HDBaseT™ Matrix offers unprecedented performance and value for the custom installation market. The C88 is a 4K HDCP 2.2 Matrix delivering HDMI, bi-directional IR and PoC up to lengths of 70m over a single CAT cable. The Matrix also provides advanced features including simultaneous HDBaseT™ / HDMI on output 1 and a web browser interface module for control and configuration of the Matrix.

### FEATURES:

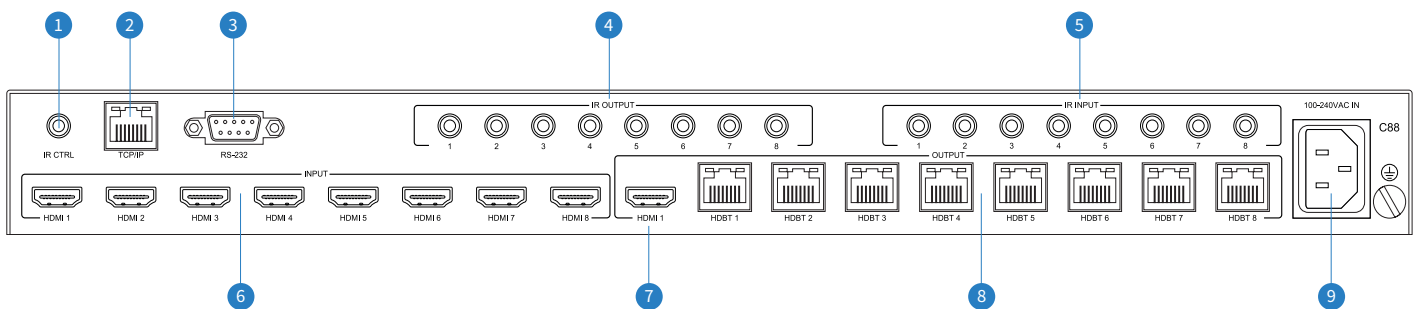
- Advanced HDBaseT™ technology offering uncompressed video and audio with zero latency
- Features 8 x HDMI inputs which can be independently routed to 8 x HDBaseT™ outputs
- Output 1 features simultaneous HDMI and HDBaseT™ output
- Extends HDMI up to a distance of 70m over single CAT cable
- Supports 4K UHD video up to 40m (3840 x 2160 @30Hz 4:4:4, 4096 x 2160 @24Hz 4:4:4, and 4K @60Hz 4:2:0)
- Supports all industry standard video resolutions including VGA-WUXGA and 480i-4K
- Supports all known HDMI audio formats including Dolby TrueHD, Dolby Atmos, Dolby Digital Plus and DTS-HD Master Audio transmission
- Web interface module for control and configuration of the Matrix
- Supports bi-directional IR on all HDBaseT™ outputs
- Supplied with Blustream IR Receivers and Emitters
- Control via front panel, IR, RS-232 and TCP/IP
- Supports PoC (Power over Cable) to power compatible HDBaseT™ Receivers
- 3rd party drivers available for all major home control brands
- Advanced EDID management
- HDCP 2.2 compliant

## Front Panel Description



- 1 IR Receiver - Built in IR sensor for IR pass through
- 2 Output LCD - Shows the currently selected output
- 3 Output Up / Down Button - Press to adjust the selected output up or down
- 4 Input Up / Down Button - Press to adjust the selected input up or down
- 5 Input LCD - Shows the currently selected input

## Rear Panel Description



- 1 IR Control Input - 3.5mm stereo connector to connect to Blustream IR Receiver for IR control of the matrix
- 2 TCP/IP - RJ45 connector for TCP/IP and Web GUI control of the matrix
- 3 RS-232 - DB9 connector for RS-232 control of the matrix
- 4 IR Receiver Output - 3.5mm mono connector to connect to Blustream IR Emitter. Used for local Source control
- 5 IR Receiver Input - 3.5mm stereo connector to connect to Blustream IR Receiver. Used to extend IR from Matrix to HDBaseT™ Outputs 1-8
- 6 HDMI Inputs - connect to source devices
- 7 HDMI Output - connect to display device
- 8 HDBaseT™ Outputs - RJ45 HDBaseT™ port to connect to the HDBaseT™ input port of the compatible Blustream HDBaseT™ Receiver
- 9 IEC Power socket - use supplied IEC power cable

## Web GUI Control

The C88 features an in-built Web GUI which can be used for control and configuration of the Matrix. By default the Matrix is set to DHCP, however if a DHCP server (eg: network router) is not installed the Matrix IP address will revert to below details:

Default **Username** is: [blustream](#)

Default **Password** is: [1234](#)

Default **IP Address** is: [192.168.0.200](#)

For further information please see the C88 User Manual - available to download from the Blustream website.

## RS-232 Configuration

The RS-232 port is used for configuration and control of the product, as well as pass through of RS-232 commands to a compatible Blustream HDBaseT™ Receiver / Matrix device.

The default RS-232 communication settings are:

Baud rate: 57600

Data bit: 8

Stop bit: 1

Parity bit: none

For a complete RS-232 command list please see the C88 User Manual - available to download from the Blustream website.

---

## EDID Control

EDID (Extended Display Identification Data) is a data structure that is used between a display and a source. This data is used by the source to find out what audio and video resolutions are supported by the display. By pre-determining the video resolution and audio format of the source and display device you can reduce the time needed for EDID hand shaking thus making switching quicker and more reliable.

Configuration of the EDID settings for each input can be achieved using the following RS-232 commands to specify the required EDID:

### **EDIDxxDFzz**

Where xx = Input: 00 refers to ALL inputs; 01-08 = specific input

zz = EDID as shown below

- zz = 00 : HDMI 1080p@60Hz, Audio 2ch PCM (default)
- 01 : HDMI 1080p@60Hz, Audio 5.1ch DTS/DOLBY
- 02 : HDMI 1080p@60Hz, Audio 7.1ch DTS/DOLBY/HD
- 03 : HDMI 1080i@60Hz, Audio 2ch PCM
- 04 : HDMI 1080i@60Hz, Audio 5.1ch DTS/DOLBY
- 05 : HDMI 1080i@60Hz, Audio 7.1ch DTS/DOLBY/HD
- 06 : HDMI 1080p@60Hz/3D, Audio 2ch PCM
- 07 : HDMI 1080p@60Hz/3D, Audio 5.1ch DTS/DOLBY
- 08 : HDMI 1080p@60Hz/3D, Audio 7.1ch DTS/DOLBY/HD
- 09 : HDMI 4K@30Hz 4:4:4/4K@60Hz 4:2:0, Audio 2ch PCM
- 10 : HDMI 4K@30Hz 4:4:4/4K@60Hz 4:2:0, Audio 5.1ch DTS/DOLBY
- 11 : HDMI 4K@30Hz 4:4:4/4K@60Hz 4:2:0, Audio 7.1ch DTS/DOLBY/HD
- 12 : HDMI 4K@60Hz 4:2:0, Audio 2ch PCM
- 13 : HDMI 4K@60Hz 4:2:0, Audio 5.1ch DTS/DOLBY
- 14 : HDMI 4K@60Hz 4:2:0, Audio 7.1ch DTS/DOLBY/HD
- 15 : DVI 1280x1024@60Hz, Audio None
- 16 : DVI 1920x1080@60Hz, Audio None
- 17 : DVI 1920x1200@60Hz, Audio None
- 18 : HDMI 1920x1200@60Hz, Audio 2ch PCM/6ch PCM
- 19 : User EDID 1
- 20 : User EDID 2

# Specifications

## C88

- **Video Input Connectors:** 8 x HDMI Type A, 19-pin, female
- **Video Output Connectors:** 1 x HDMI Type A, 19-pin, female, 8 x HDBaseT™ RJ45 connectors
- **RS-232 Serial Port:** 1 x DB-9, female
- **IR Input Ports:** 9 x 3.5mm stereo jack
- **IR Output Ports:** 8 x 3.5mm mono jack
- **Rack Mountable:** 1U rack height, rack ears included
- **Casing Dimensions (W x H x D):** 437mm x 44mm x 377mm (without feet)
- **Dimensions (W x H x D):** 437mm x 53mm x 384mm
- **Shipping Weight:** 5.0kg
- **Operating Temperature:** 32°F to 104°F (-5°C to +55°C)
- **Storage Temperature:** -4°F to 140°F (-25°C to +70°C)
- **Power Supply:** Internal 100-240V AC

*NOTE: Specifications are subject to change without notice. Weights and dimensions are approximate.*

# Package Contents

## C88

- 1 x C88
- 1 x Rack Mounting Kit
- 1 x Remote Control
- 8 x IR Emitters
- 9 x IR Receivers
- 1 x Serial Cable - DB9 to DB9
- 1 x IR Control Cable - 3.5mm-3.5mm Cable
- 1 x Quick Reference Guide
- IEC Power Cable(s)

# Maintenance

Clean this unit with a soft, dry cloth. Never use alcohol, paint thinner or benzene to clean this unit.